

NursingCAS Instructions

- 1) Go to <https://nursingcas.liasoncas.com/applicant-ux/#/login>
- 2) Create an Account
- 3) Login and then click on “Start Your Application”
- 4) Select the term and year of the desired admission cycle

Hello, Blue!

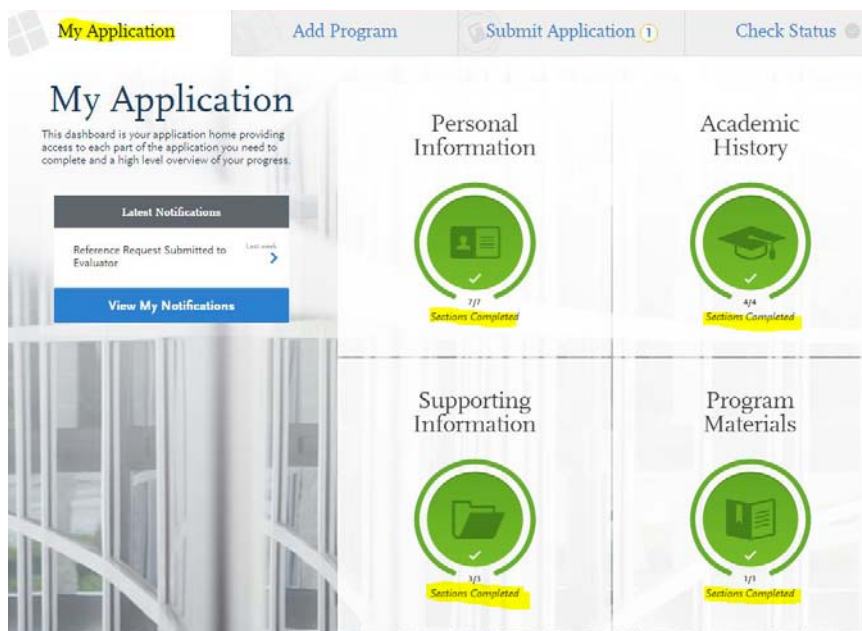
* Indicates required field.

Thank you for your interest!

Please let us know when you plan to begin your program to help us serve you better. ⓘ

* I plan to start a program:

- 5) Select California State University, Fresno and continue
- 6) Complete all 4 quadrants under the “My Application” tab.



7) Personal Information Quadrant

- > Complete all sections
- > Once complete, move on to the Academic History Quadrant


8) Academic History Quadrant



- > **Do not** complete the “High School Attended” section
- > **Must** complete the “College Attended” section

- Enter all colleges attended by clicking on 
- Upload unofficial transcript for each college attended by clicking on 





****Please *DO NOT* complete the transcript request form to have transcript(s) sent to NursingCAS. Upload unofficial transcript(s) as instructed****

> Transcripts Entry (*Only enter prerequisite courses*)

- Enter all completed prerequisite courses, even if you earned less than minimum ‘C’ grade, withdrew or repeated the course
- Enter all completed courses accurately within the appropriate institution where courses were completed
- To add more than one course per institution click on 
- If the institution does not list Lab course(s) separately on the transcript, you need to enter the Lab separately. See sample below for more information:

*TERM	*YEAR	*ACADEMIC STATUS	*COMPLETION STATUS				
Fall	2012	Junior	Completed				
* COURSE CODE	* COURSE TITLE	* SUBJECT	* CREDITS	* GRADE	CAS GRADE		
CHEM 3A	Intro Gen Chem	Chemistry	4	00	A	A	
CHEM 3A	Lab	Chemistry	0	00	CR	None	

- Enter all AP credits correctly as seen on the sample below:

*TERM	*YEAR	*ACADEMIC STATUS	*COMPLETION STATUS				
Fall	2012	Junior	Completed				
* COURSE CODE	* COURSE TITLE	* SUBJECT	* CREDITS	* GRADE	CAS GRADE		
CHEM 3A	Intro Gen Chem	Chemistry	4	00	A	A	
CHEM 3A	Lab	Chemistry	0	00	CR	None	
COMM 8	Group	Communications	3	00	A	A	
MATH 11	AP STATS	Statistics	0	00	CR	None	

➤ **Standardized Tests**

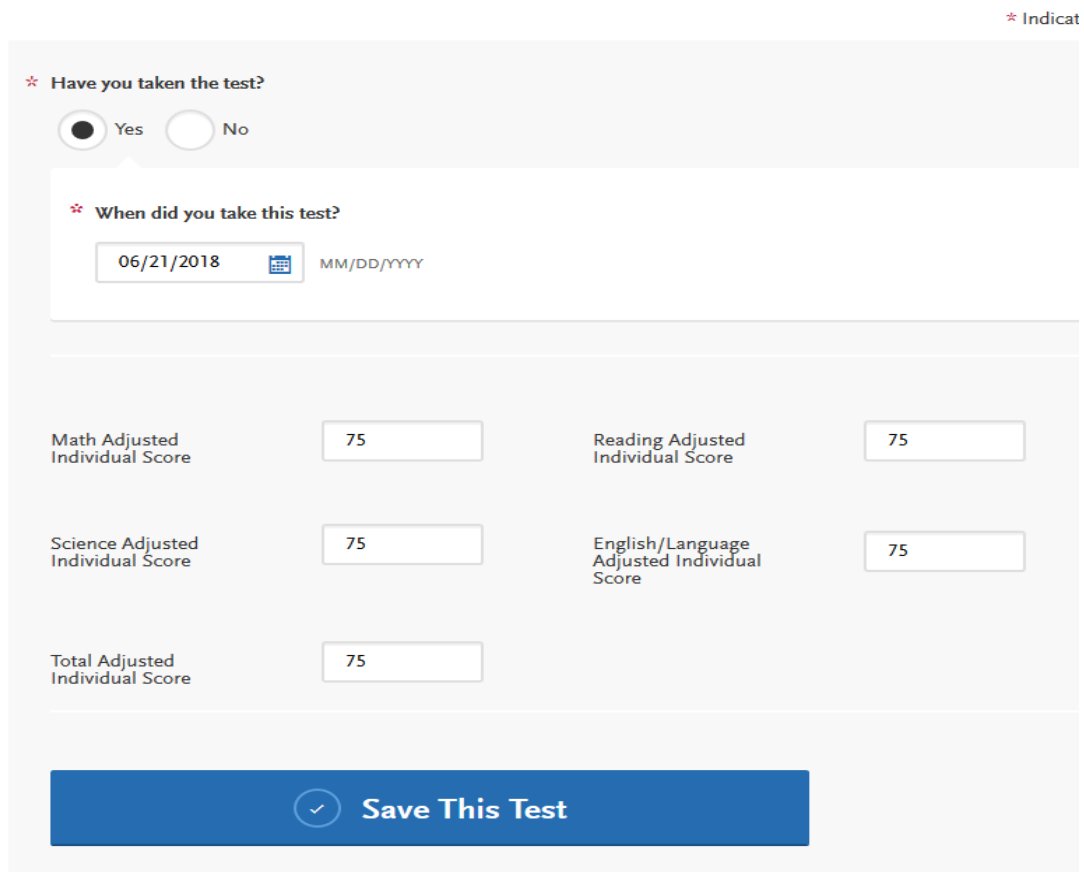
- Enter TEAS scores by clicking on “Add Test Score”



A screenshot of a web form. At the top, the word "TEAS" is highlighted in a yellow box. Below it is a horizontal dropdown menu with a checkmark icon on the right. Underneath the dropdown is a blue button with the text "Add Test Score" in white.

- Click on the “Yes” bubble, enter test date and test results

TEAS



A screenshot of a web form for entering TEAS scores. The form is titled "TEAS" and includes a red asterisk icon and the text "* Indicat" in the top right corner. The form contains the following sections:

- * Have you taken the test?** with radio buttons for "Yes" (selected) and "No".
- * When did you take this test?** with a date input field containing "06/21/2018" and a calendar icon, followed by the text "MM/DD/YYYY".
- Four input fields for scores, each containing the number "75":
 - Math Adjusted Individual Score
 - Reading Adjusted Individual Score
 - Science Adjusted Individual Score
 - English/Language Adjusted Individual Score
- A "Total Adjusted Individual Score" input field containing "75".
- A large blue button at the bottom with a checkmark icon and the text "Save This Test".

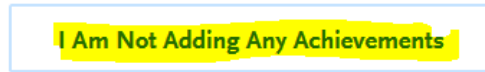
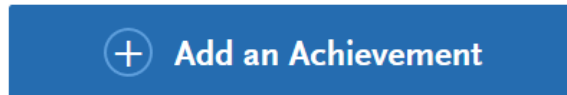
- Once section is complete, move on to the Supporting Information Quadrant

9) Supporting Information Quadrant

The School of Nursing does not require documents of Achievement, Experience, or Licensure & Certifications. Please complete sections as follows:

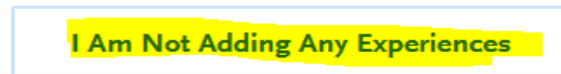
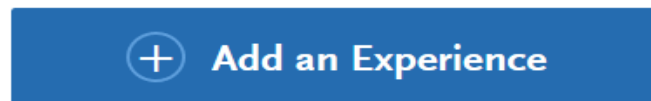
➤ Achievements

- Click “I am not Adding Any Achievements”



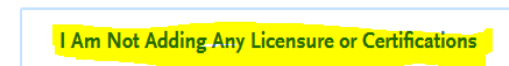
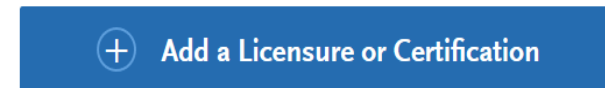
➤ Experiences

- Click on “I am not Adding Any Experiences”



➤ Licensure and Certifications


- Click on “I am not Adding Any Licensure or Certifications”



- Once section is complete, move on to the Program Materials Quadrant


10) Program Materials Quadrant

- Click on Bachelor of Science, Nursing (Term/Year)
- Read “**Home**” Tab thoroughly and complete all other Tabs in this section:



➤ Documents Tab

- Upload TEAS Individual Performance Profile by clicking on Add Document



- Below is a sample of an acceptable TEAS

Individual Performance Profile ATI TEAS PP



Individual Name:	Test Date:
Institution:	Attempt: 1 of 1
Program Type:	Days Since Last Attempt: 0
Student Number:	

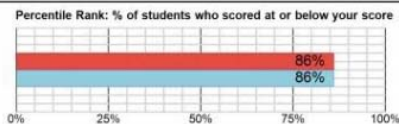
Scores

Total Score:

79.3%

Academic Preparedness Level: **Advanced**

National Mean: 65.6% All ADN Programs Mean: 66.1%



Reading Score:

85.1%

Math Score:

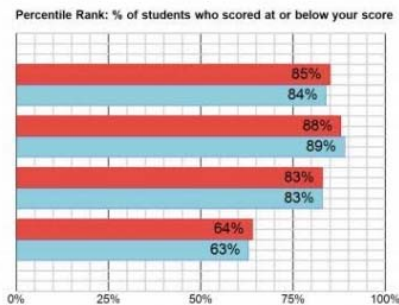
87.5%

Science Score:

72.3%

English and Language Usage Score:

70.8%



National All ADN Programs

Content areas do not add up to the total score

Topics To Review

Reading (47 items)

Key Ideas and Details (22 items, 86.4% answered correctly)

Follow a given set of directions. (ATI TEAS Study Manual R.1.4)

Identify specific information from a printed communication. (ATI TEAS Study Manual R.1.5)

Identify specific information from a printed communication. (ATI TEAS Study Manual R.1.5)

Craft and Structure (14 items, 92.9% answered correctly)

Determine the denotative meaning of words. (ATI TEAS Study Manual R.2.4)


Please see page 3 for an explanation of the Scores

Page 1 of 3

Report Created on: 12/10/2017 08:01 PM EST

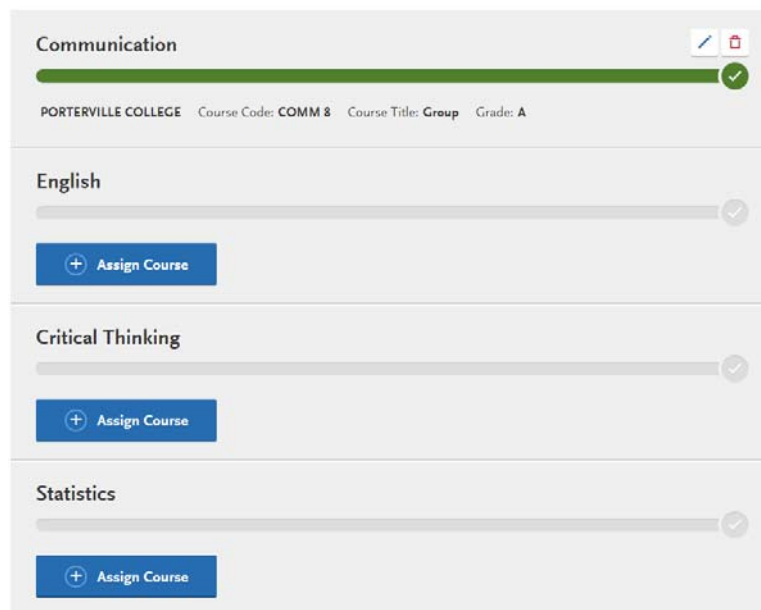
ATI_TEAS_Individual

- If you are a Veteran, upload the Veteran DD214 form by clicking on Add Document



➤ Prerequisites Tab

- Each prerequisite section will be populated with the respective coursework entered in the Transcript Entry under the Academic History section.
- Click on **+ Assign Course** to populate **EACH** prerequisite course:



➤ Questions Tab

- Answer all questions

11) **Submit Application**

- In order to submit the application, the green check mark must appear signifying all quadrants complete

