


Demographics for Central California

Population

4,575,908

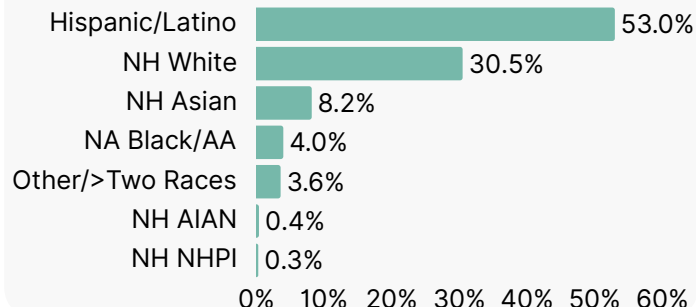
As of January 2024

Sex

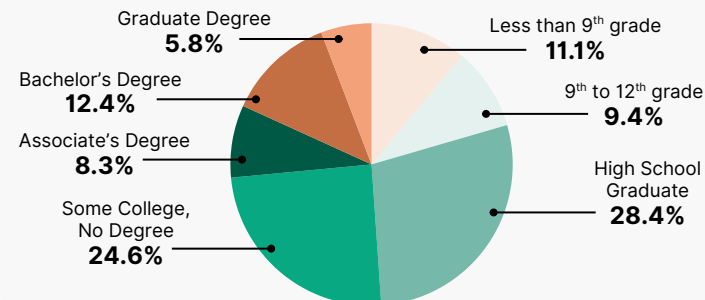


50.4% 49.6%

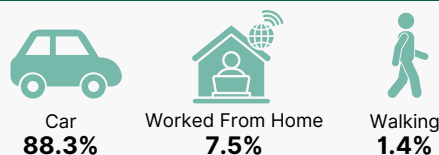
Race & Ethnicity



Educational Attainment



Transportation to Work



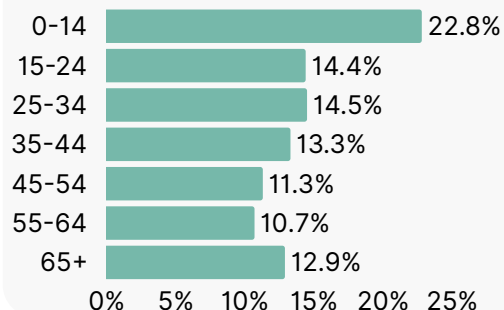
Median Household Income



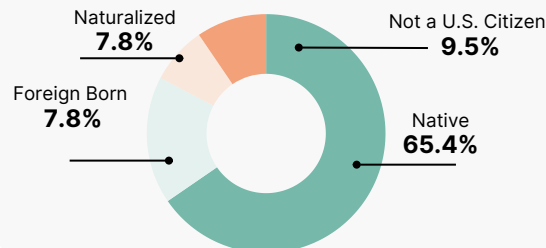
\$71,847

As of December 2023

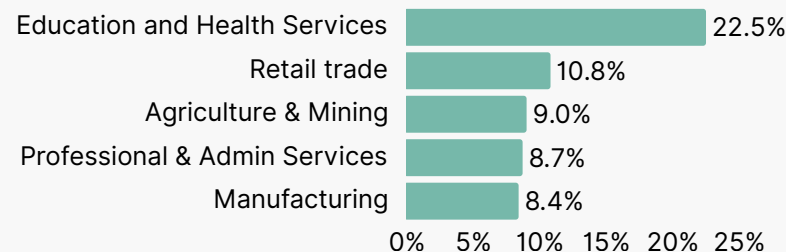
Age



Nativity Status



Employment

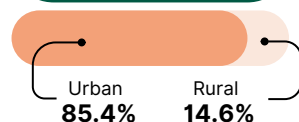


Disability %

12.8%

As of December 2023

Urban/Rural



Note:

This is a summary of the demographic data pulled from the 2025 RHEA Report. Refer to the report and [Demographics Dashboard](#) for a detailed analysis and narrative of each indicator.