

How to Find your Academic Advisor

1. Go to my.fresnostate.edu

The screenshot shows the My Fresno State website homepage. The top navigation bar includes 'My Fresno State' and 'Campus Home'. Below this is a 'Sign In' button, which is highlighted with a red arrow. To the right of the sign-in button is a 'What can My Fresno State do for you?' section. Below that is a 'Fresno State News' section with several news items. At the bottom of the page is a 'Campus Events' section with a list of events including 'College for Symbol Preparation', 'University Football', and 'Fresno State Football'. The taskbar at the bottom shows various applications like CLIBC-NEW, Zimbra, and Microsoft Excel.

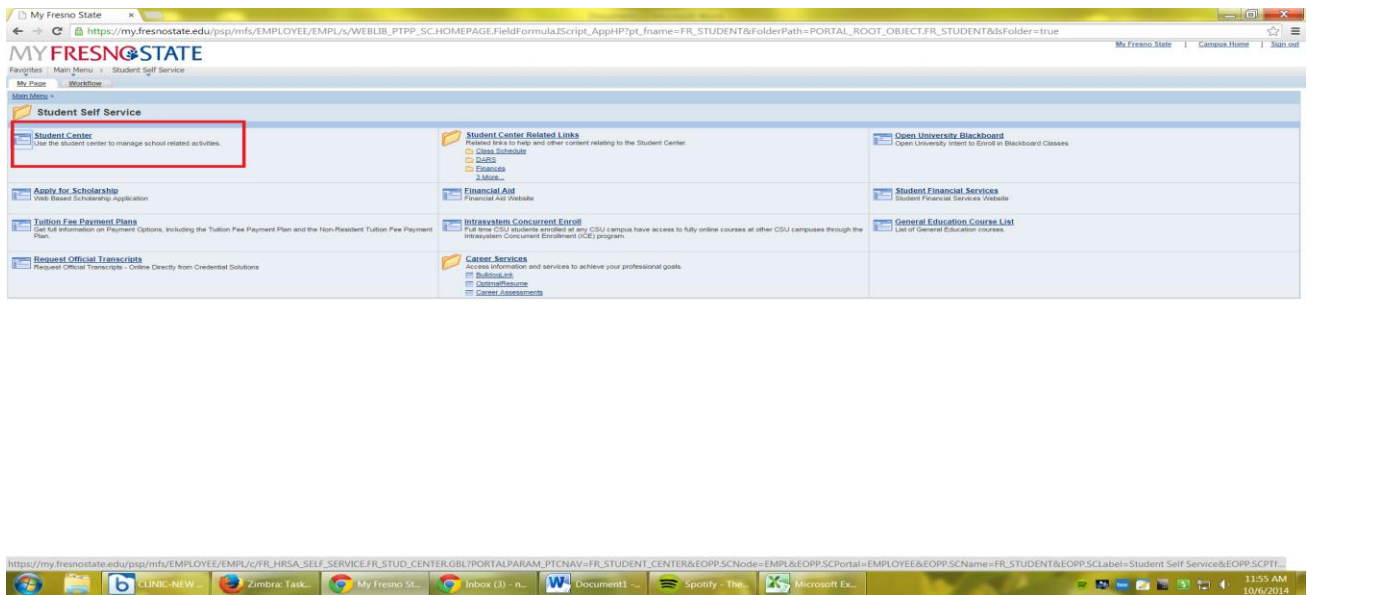
2. Sign into your My Fresno State web portal

The screenshot shows the Fresno State Campus Login Services page. The page has a blue header with the Fresno State logo and the tagline 'Discovery. Diversity. Distinction.'. Below the header is a search bar and a 'QUICK LINKS' dropdown menu. The main content area is titled 'Campus Login Services' and contains a login form with 'Username:' and 'Password:' fields. A red circle highlights these two fields. Below the login form is a 'Need an Account?' section with instructions for faculty and staff, and a 'Students' section with instructions for creating a student account. At the bottom of the page is a 'Having Trouble?' section and a footer with contact information for Technology Services and Accessibility.

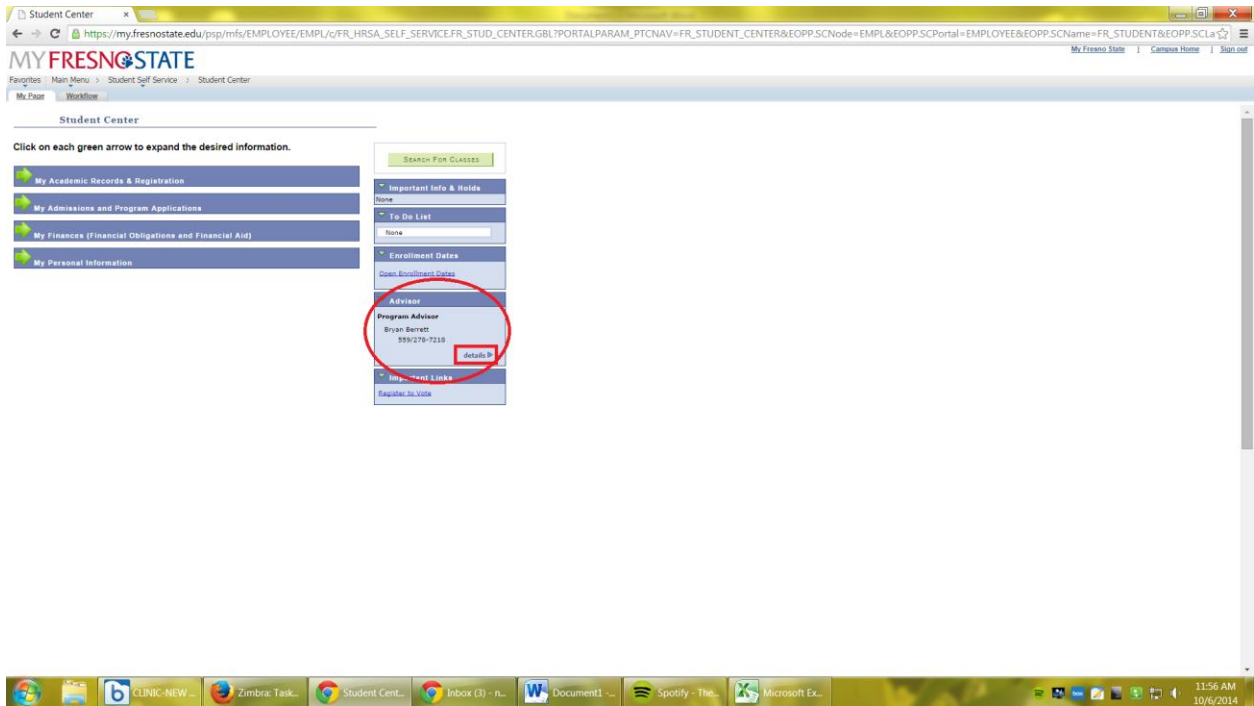
3. Select “Student Self Service” in the upper left hand of the “My Menu” bar



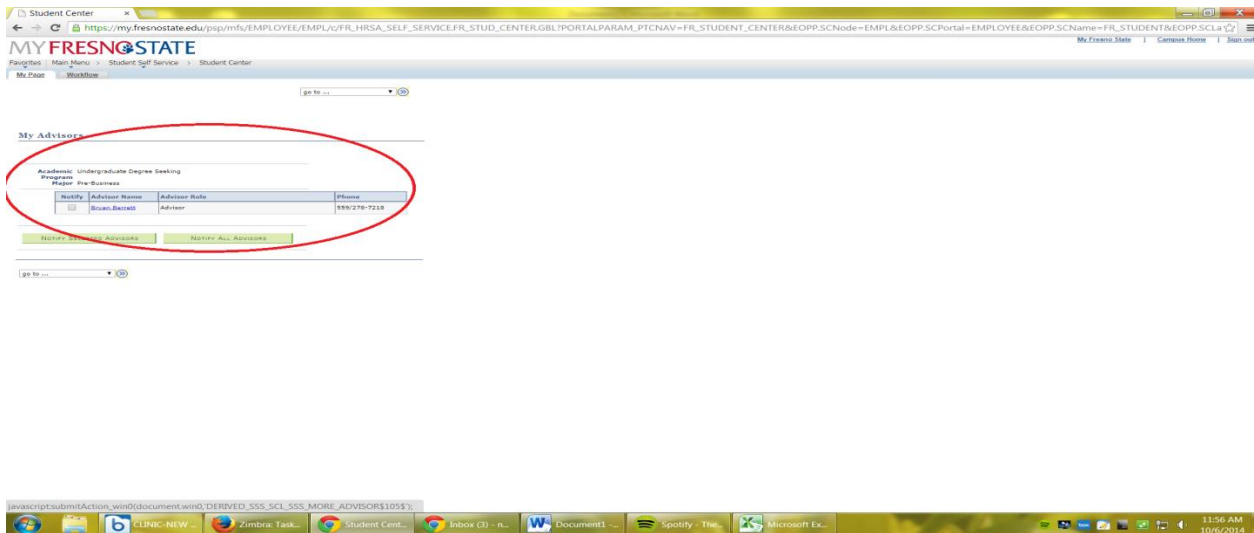
4. Click on the first box labeled *Student Center*



5. Your advisor will be listed on the bottom right hand corner of your “Student Center”



6. Select “details” to acquire more information about your academic advisor



***Note:** If you have followed these steps and do not have an advisor assigned, please contact the Department Office.

Telephone: 559.278.2423
cddssa@csufresno.edu

Email: