

Education, Testing, and Vaccine Efforts



123 education, testing, and vaccination events were hosted or supported by CEP in 29 zip codes across Fresno County

Fresno County Cities Served

Biola Cantua Creek Caruthers Clovis
Del Rey Firebaugh Fresno Huron
Kerman Mendota Orange Cove

Race/Ethnicity Served

American Indian Black/African American Cambodian
Hispanic Hmong Korean
Native Hawaiian or Pacific Islander Punjabi
Ukrainian Vietnamese White

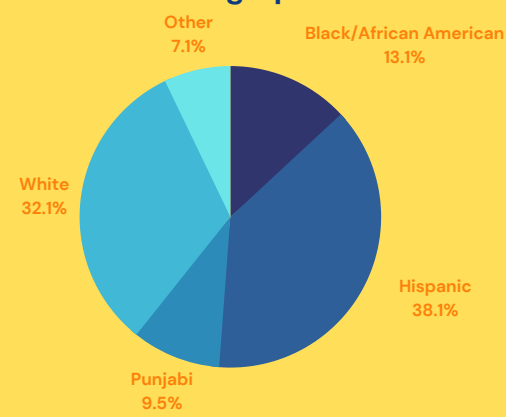
Languages Served Across CEP

English Arabic Hindi Hmong Lao
Mam Mandarin Mixteco Khmer Punjabi
Russian Somali Spanish Tagalog Tlapaneco
Ukrainian Vietnamese Zapoteco

Total Vaccinations Distributed

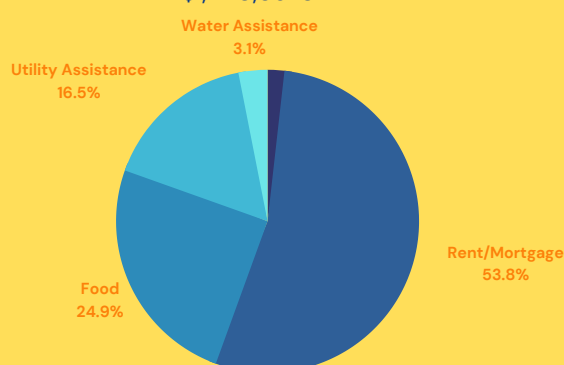
8,467

Education, Testing, and Vaccine Demographics

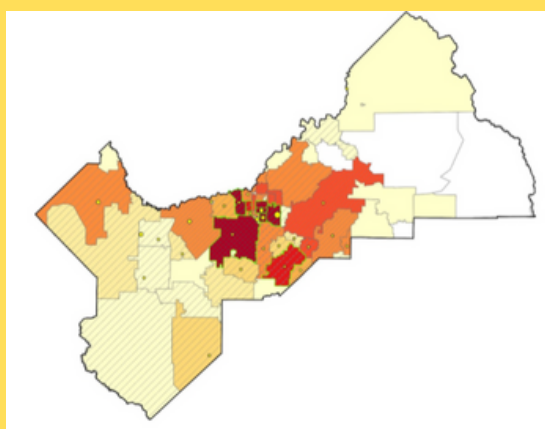


IQS Total Impact

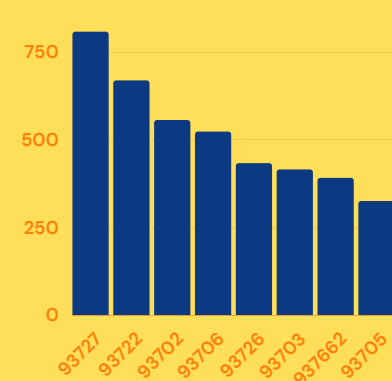
\$1,420,591.81



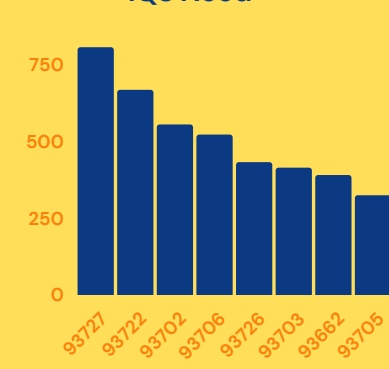
Community Outreach, Isolation and Quarantine Support Efforts, and Testing/Vaccine/Education Events through May 26, 2021, Fresno County



Major Zip Codes for Community Outreach

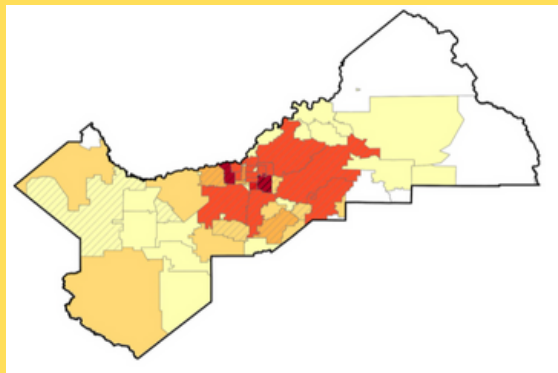


Zip Codes with Greatest IQS Need

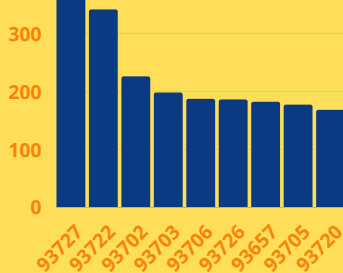


From August 2020 through May 2021, CEP CHWs have engaged in 9,052 community outreach interactions, reaching all of the CEP's target areas in Fresno County. Fifty percent of all outreach took place in the following zip codes: 93727, 93722, 93702, 93706, 93726, 93703, 93662, 93705. Similarly, Isolation and Quarantine Support requests were documented from all target areas, with 52% of requests from the following zip codes: 93727, 93722, 93702, 93703, 93706, 93726, 93705. A total of 123 testing, vaccination, and education events were hosted or supported by CEP in 29 zip codes across Fresno County.

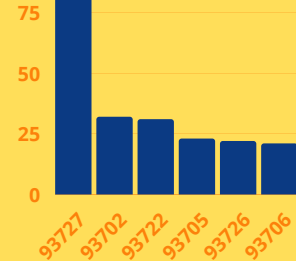
Cases and Contacts by Zip Code, Investigated through May 26, 2021, Fresno County



Major Zip Codes of COVID-19 Cases



Major Zip Codes of COVID-19 Contacts



CEP case investigation and contact tracing reached all target areas and almost all zip codes in Fresno County. From August 2020 through May 2021, CEP CHWs investigated 3,941 cases and identified 355 contacts. Fifty-five percent of cases were in the following zip codes: 93727, 93722, 93702, 93703, 93706, 93726, 93657, 93705, 93720. Fifty-eight percent of contacts were in the following zip codes: 93727, 93702, 93722, 93705, 93726, 93706.

Health Education & Outreach



- Weekly CEP Facebook live-streamed COVID-19 Response Calls in Spanish
 - June posts reached **1,6K** and **66** engaged
- Weekly CEP Facebook live-streamed COVID-19 Response Calls in English
 - February posts reached **10,148** people, and approximately **805** people engaged
 - March posts reached **22,221** people, and approximately **510** people engaged
 - June posts reached **1,941** people and approximately **210** people engaged
- Canvassing Cities of
 - Sanger, 93657
 - Selma, 93662
 - Firebaugh, 93662, 93630
 - Fresno, 93706, 93702, 93703

CHW Professional Development



- Online ASTHO training
- CalCONNECT Medical Investigation and Contact Tracing Training
- vaccine, safety, and efficacy Training in English and Spanish
- COVID-19 Vaccine Canvassing Training

